



**STANDARD EXECUTIONS**

- **GN 187.6-S:** AISI 304 stainless steel screw, washer and centering bushing.
  - **GN 187.6-K:** die-cast zinc alloy lever, epoxy resin coating, RAL 9005 black colour.
- AISI 303 stainless steel locking element and retaining screw.  
 AISI 304 stainless steel washer and centering bushing.  
 AISI 301 stainless steel return spring.

**FEATURES AND APPLICATIONS**

The GN 187.6 set allows the locking of the different combinations of toothed elements GN 187.5.

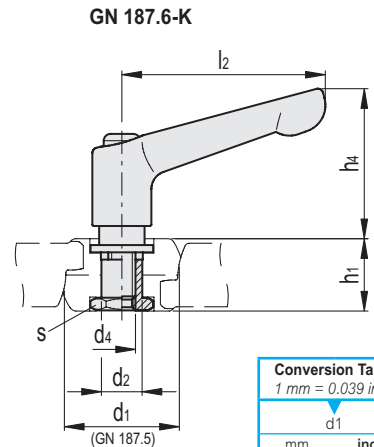
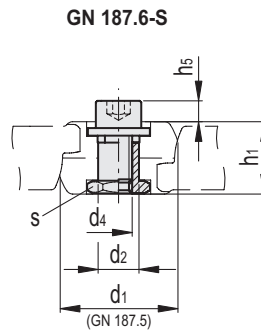
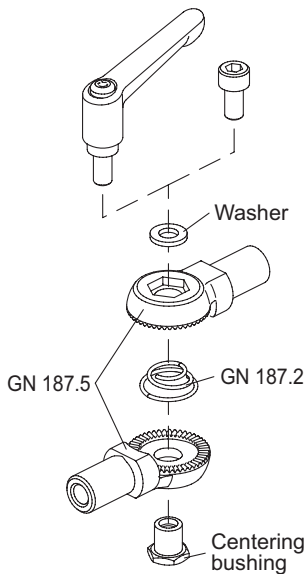
During assembly, the centering bushing is positioned in the hexagonal slot of the toothed element, while the screw or the threaded element will be inserted into the end of the opposite toothed element, allowing screwing until the desired locking.

The use of stainless steel thrust springs GN 187.2 allows the toothed clamping elements GN 187.5 to separate from each other when the pressure is released.

The type GN 187.6-K is generally used in applications that require frequent adjustment. The different components are delivered together in the set unassembled.



**Assembly instructions**



Conversion Table 1 mm = 0.039 inch	
d1	
mm	inch
27	1.18
32	1.73
40	3.07

**GN 187.6-S**

Code	Description	d1	d2	d4	h1	h5	s	⚖
GN.31342	GN 187.6-27-S	27	9	M6	16	4.6	12	12
GN.31344	GN 187.6-32-S	32	9	M6	19	4.6	12	14
GN.31348	GN 187.6-40-S	40	11	M8	24	5.6	14	27



**GN 187.6-K**

Code	Description	d1	d2	d4	l2	h1	h4	s	⚖
GN.31341	GN 187.6-27-K	27	9	M6	45	16	33	12	43
GN.31343	GN 187.6-32-K	32	9	M6	45	19	33	12	45
GN.31347	GN 187.6-40-K	40	11	M8	63	24	42.5	14	100



Standard machine parts